

o
5' tcatccagcggatagttaatgatcagcccactgacgcggtgcgcgagaagattgtgcaccgcccgtttac 4410
o
3' agtaggtcgcctatcaattactagtcgggtgactgcgcaacgcgctcttctaacacgtggcggcgaaatg
o
Lac I
o
5' aggccttcgacgcccgttcggttctaccatcgacaccaccacgctggcaccagttgatcggcgcgagattt 4480
o
3' tccgaagctgcggcgaagcaagatggtagctgtgggtggtgacaccgtgggtcaactagcccgcgctctaaa
o
Lac I
o
5' aatcgccgcgacaatttgcgacggcgcggtgcagggccagactggaggtggcaacgccaatcagcaacgac 4550
o
3' ttagcggcgcgtgttaaagcgtgccgcgcacgtcccggctgacctccaccggttgcggttagtcggttgcg
o
Lac I
o
5' tgtttgcccgcagttggttgccacgcggttgggaatgtaattcagctccgccatcgcccgttccactt 4620
o
3' acaaacgggcgggtcaacaacacgggtgcgccaacccttacattaagtcgaggcggtagcggcgaaggtgaa
o
Lac I
o
5' tttcccgcggttttcgcagaaacgtggctggcctgggtcaccacgcgggaaacggtctgataagagacacc 4690
o
3' aaagggcgaaaagcgtctttgcaccgaccggaccaagtgggtgcgccctttgccagactattctctgtgg
o
5' ggcatactctgcgacatcgtataacgttactggtttcacattcaccaccctgaattgactctcttccggg 4760
o
3' ccgatatgagacgctgtagcatattgcaatgaccaaagtgaagtgggtgggacttaactgagagaaggccc
o
5' cgctatcatgccataaccgcgaaaggttttgcgccattcgatgggtgtccgggatctcgacgctctccctta 4830
o
3' gcgatagtagcggatggcgctttccaaaacgcggtaagctaccacaggccctagagctgcgagaggggaat
o
EcoNI
o
5' tgcgactcctgcattaggaagcagcccagtagtaggttgaggccggtgagcaccgcccgcgcaaggaatg 4900
o
3' acgctgaggacgtaatccttcgctcgggtcatcatccaactccggcaactcgtggcggcggcgttccttac
o
SphI
o
5' gtgcatgcaaggagatggcgcccaacagtccccggccacggggcctgccaccatacccacgcccgaaca 4970
o
3' cacgtacgttcctctaccgcgggttgtcagggggccggtgccccggacgggtggtatgggtgcggtttgt
o
5' agcgtcatgagcccgaagtggcgagcccgatcttccccatcggatggtcggcgatataggcggccagca 5040
o
3' tcgcgagtactcgggcttcaccgctcgggctagaagggtagccactacagccgctatatatccgcggctcgt
o

o
 5' accgcacctgtggcgccggtgatgccggccacgatgctccggcgtagaggatcgagatcgatctcgatc
 o
 3' tggcgtggacaccgcgccactacggccggtgctacgcaggccgcacatctcctagctctagctagagctag


5110

SgrAI

XbaI

o
 5' ccgcgaaattaatacgactcactataggggaattgtgagcggataacaattcccctctagaataatttt
 o
 3' ggcgctttaattatgctgagtgatatccccttaacactcgctattgttaaggggagatctttattaaaa

5180

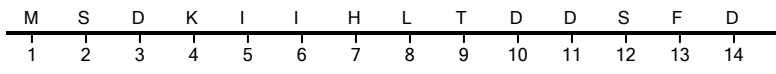


o
 5' gtttaactttaagaaggagatatacatatgagcggataaaattattcacctgactgacgacagttttgaca
 o
 3' caaattgaaattcttctctatataatgatactcgctattttaataagtgactgactgctgtcaaaactgt

5250

BamHI

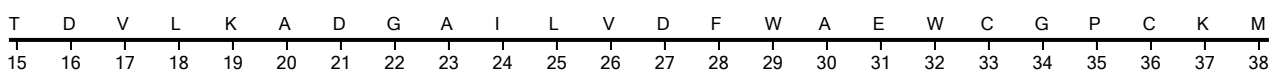
Trx Tag



o
 5' cggatgtactcaaagcggacggggcgatcctcgtcgatttctgggcagagtgggtgcggtccgtgcaaaat
 o
 3' gcctacatgagtttcgctgccccgctaggagcagctaaagaccctctcaccacgccaggcacgtttta

5320

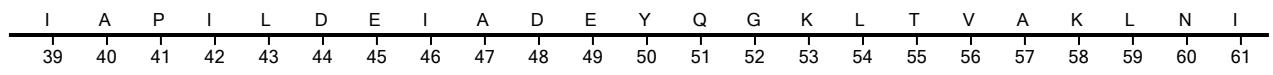
Trx Tag



o
 5' gatcgccccgattctggatgaaatcgctgacgaatatcagggcaaaactgaccgttgcaaaactgaacatc
 o
 3' cttagcggggctaagacctacttttagcgactgcttatagctcccgtttgactggcaacgttttgacttgtag

5390

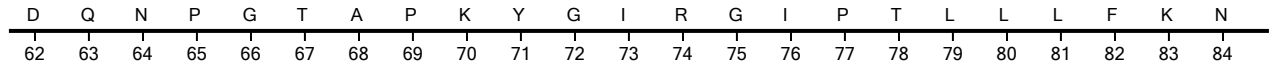
Trx Tag



o
 5' gatcaaaaccctggcactgcgcgaaatatggcatccgtgggtatcccgactctgctgctgttcaaaaacg
 o
 3' ctagttttgggaccgtgacgcggctttataccgtaggcaccatagggctgagacgacgacaagtttttgc

5460

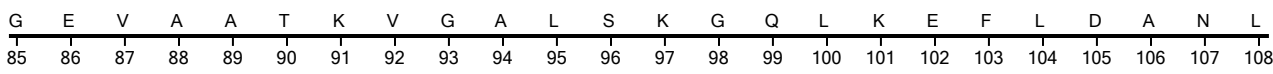
Trx Tag



o
 5' gtgaagtggcggcaaccaaagtgggtgcaactgtctaaaggtcagttgaaagagttcctcgacgctaacct
 o
 3' cacttcaccgccggtggtttcaccacgtgacagatttccagtcactttctcaaggagctgagattgga

5530

Trx Tag



BGH99_B01a-pET32-DEST

5' ggccggttctgggttctggccatatgcaccatcatcatcatcattcttctgggtctggtgccacgcgggttct
 3' ccggccaagaccaagaccggtatacgtggtagtagtagtagtaagaagaccagaccacgggtgcgccaaga

MscI

His6-tag **Thrombin**

A G S G S G H M H H H H H S S G L V P R G S

109 110 111 112 113 114 115 116 117 118 119 120 121 122 123 124 125 126 127 128 129 130 131

5600

5' ggtatgaaagaaaccgctgctgctaaattcgaacgccagcacatggacagcccagatctgggtaccgacg
 3' ccatactttctttggcgacgacgatttaagcttgcggtcgtgtacctgtcgggtctagaccatggctgc

BstBI **Acc65I** **KpnI**

En...e

G M K E T A A A K F E R Q H M D S P D L G T D

132 133 134 135 136 137 138 139 140 141 142 143 144 145 146 147 148 149 150 151 152 153 154

5670

5' acgacgacaaggccatggcgatATCAACAAGTTTGTACAAAAAAGCAGGCTctgaaaacttgtactttca
 3' tgctgctgttccggtaccgctaTAGTTGTTCAAACATGTTTTTTCGTCCGAgacttttgaacatgaaagt

NcoI

Enterokinase **attB1** **TEV site**

BGH99_B01a-pDONR221

D D D K A M A I S T S L Y K K A G S E N L Y F Q

155 156 157 158 159 160 161 162 163 164 165 166 167 168 169 170 171 172 173 174 175 176 177 178

5740

5' aggcAACGGTAACAAAAAGAAAATGAACGGTGAACACGATTTGGATGCGGCAACATTACGTTGGATGAC
 3' tccgTTGCCATTGTTTTTCTTTACTTGCCACTTGTGCTAAACCTACGCCGTTTGTAAATGCAACCTACTG

BGH99_B01a

BGH99_B01a-pDONR221

G N G N K K K M N G E H D L D A A N I T L D D

179 180 181 182 183 184 185 186 187 188 189 190 191 192 193 194 195 196 197 198 199 200 201

5810

5' CATACGATCAGTTTTTATTATAATTGGTATGGAAATCCGTCAGTGGATGGAGAAATGAAGCACTGGATGC
 3' GTATGCTAGTCAAAAATAATATTAACCATACCTTTAGGCAGTCACCTACCTCTTTACTTCGTGACCTACG

BGH99_B01a

BGH99_B01a-pDONR221

H T I S F Y Y N W Y G N P S V D G E M K H W M

202 203 204 205 206 207 208 209 210 211 212 213 214 215 216 217 218 219 220 221 222 223 224

5880

BGH99_B01a-pET32-DEST

BsiWI

BspMI

5' TTTTACCGTACGCACGGCAAACCTCTTTTCTTTATCTATGATTCTTATCTGATCAAACCTGCCGAGTGGG
 3' AAAATGGCATGCGTGCCGTTTGGAGAAAAGAAATAGATACTAAGAATAGACTAGTTTGGACGGCTCACCC

6300

BGH99_B01a

BGH99_B01a-pDONR221

F Y R T H G K P L F F I Y D S Y L I K P A E W
 342 343 344 345 346 347 348 349 350 351 352 353 354 355 356 357 358 359 360 361 362 363 364

5' CGAAGTTGTTTGTCTGCCGGGGGAGAGATAAGTGTGCGTAATACCAAGTACGACGGTCTTTTTATTGGTCT
 3' GCTTCAACAAACGACGGCCCCCTCTCTATTACACGCATTATGGTTCATGCTGCCAGAAAATAACCAGA

6370

BGH99_B01a

BGH99_B01a-pDONR221

A K L F A A G G E I S V R N T K Y D G L F I G L
 365 366 367 368 369 370 371 372 373 374 375 376 377 378 379 380 381 382 383 384 385 386 387 388

5' GACATTGAAGGAAAGCGAGTTGCCCGACATTGAGACAGCGTGCATGGATGGCTTTTACACTTACTTTGCC
 3' CTGTAACTTCCTTTCGCTCAACGGGCTGTAACTCTGTGCGACGTACCTACCGAAAATGTGAATGAAACGG

6440

BGH99_B01a

BGH99_B01a-pDONR221

T L K E S E L P D I E T A C M D G F Y T Y F A
 389 390 391 392 393 394 395 396 397 398 399 400 401 402 403 404 405 406 407 408 409 410 411

5' GCAACAGTTTTCACAAATGCTTCTACTCCGGCCAACTGGAATCCATGCAGCAATGGGCAAAGGCACATA
 3' CGTTGTCCAAAGTGTTTACGAAGATGAGGCCGTTGACCTTTAGGTACGTCGTTACCCGTTTCCGTGTAT

6510

BGH99_B01a

BGH99_B01a-pDONR221

A T G F T N A S T P A N W K S M Q Q W A K A H
 412 413 414 415 416 417 418 419 420 421 422 423 424 425 426 427 428 429 430 431 432 433 434

5' ATAAATTGTTTATTCAGAGTGTCCGGTCCGGGATATATTGATACCCGGATTTCGTCCTTGGAACGGAAGTAC
 3' TATTTAACAATAAGGCTCACAGCCAGGCCCTATATACTATGGGCCTAAGCAGGAACCTTGCCTTCATG

6580

BGH99_B01a

BGH99_B01a-pDONR221

N K L F I P S V G P G Y I D T R I R P W N G S T
 435 436 437 438 439 440 441 442 443 444 445 446 447 448 449 450 451 452 453 454 455 456 457 458

Bael

