



BGH37\_B01a-pET32-DEST







BGH37\_B01a-pET32-DEST

5' cgccacgcttcccgaaggggagaaggcggacaggtatccggtaagcggcaggggtcggaacaggagagcgc  
 2100  
 3' gcggtgcaagggcttccctctttccgcctgtccataggccattcgccgtcccagccttgtcctctcgcg  
 Ori

---

5' acgagggagcttccaggggaaacgcctggtatctttatagtcctgtcgggttcgccacctctgacttg  
 2170  
 3' tgctccctcgaaggtccccctttgcgaccatagaaatatcaggacagcccaaagcgggtggagactgaac  
 Ori

---

5' agcgtcgatTTTTgtgatgctcgtcagggggcggagcctatggaaaaacgccagcaacgcggcctTTTT  
 2240  
 3' tcgcagctaaaaaactacgagcagtcccccgcctcggatacctTTTTgcggtcgttgcgccggaaaaa  
 Ori

---

5' acggttctctggcctTTTTgctggcctTTTTgctcacatgttctttcctgcttatcccctgattctgtggat  
 2310  
 3' tgccaaggaccggaaaacgaccggaaaacgagtgtacaagaaaggacgcaataggggactaagacaccta  
 PciI

---

5' aaccgtattaccgcctttgagtgagctgataccgctcgccgcagccgaacgaccgagcgcagcagtcag  
 2380  
 3' ttggcataatggcggaaactcactcgactatggcgagcggcgtcggcttgctggctcgcgctcgcctcagtc  
 SapI

---

5' tgagcgaggaagcggaaagagcgctgatgcggtatTTTctccttacgcatctgtgcggtatttcacaccg  
 2450  
 3' actcgtccttcgccttctcgcggactacgccataaaagaggaatgcgtagacacgccataaagtgtggc  
 BstZ17I

---

5' catatatggtgcactctcagtacaatctgctctgatgccgcatagttaagccagtatacactccgctatc  
 2520  
 3' gtatataccacgtgagagtcattgtagacgagactacggcgtatcaattcggtcatatgtgagggcgatag  
 2590  
 3' cgatgcactgaccagtagcgcggggctgtgggcggttggtgggcgactgcgcgggactgcccgaaca  
 2660  
 3' ctgctcccggcatccgcttacagacaagctgtgaccgtctccgggagctgcatgtgtcagaggttttcac  
 2730  
 3' gcagtagtggctttgcgcgctccgtcgcgaccatttcgagtagtcgcaccagcacttcgctaagtgtcta  
 2800  
 3' gtctgcctgttcatccgcgtccagctcgttgagtttctccagaagcgttaatgtctggcttctgataaag  
 3' cagacggacaagtaggcgcaggtcgcgcaactcaaagaggtcttcgcaattacagaccgaagactatTTC



BGH37\_B01a-pET32-DEST

5' ttgcgctcactgcccgctttccagtcgggaaacctgctgctgccagctgcattaatgaatcggccaacgcg  
 3' aacgcgagtgacggcgaaagggtcagcccttggacagcacggtcgacgtaattacttagccggttgccg  
 Lac I  
 3710

5' cggggagaggcggtttgcgtattgggcgccagggtggtttttctttcaccagtgagacgggcaacagct  
 3' gccctctccgccaacgcataaccgcggtcccaccaaagaaagtggtcactctgcccgttgtcga  
 Lac I  
 3780

5' gattgccttcaccgctggcctgagagagttgcagcaagcgggtccacgctggtttgcccagcaggcg  
 3' ctaacgggaagtggcggaccgggactctctcaacgctcgttcgccagggtgcgaccaaacggggtcgtccgc  
 Lac I  
 3850

5' aaaatcctgtttgatgggtggttaacggcgggatataacatgagctgtcttcggtatcgtcgtatcccact  
 3' ttttaggacaaactaccaccaattgccgcctatatattgtactcgacagaagccatagcagcatagggtga  
 Lac I  
 3920

5' accgagatgtccgcaccaacgcgcagcccggactcggtaatggcgcgcattgcgccagcgccatctgat  
 3' tggctctacaggcgtgggtgcgcgctcgggctgagccattaccgcgcgtaacgcgggtcgcggtagacta  
 BssHII  
 Lac I  
 3990

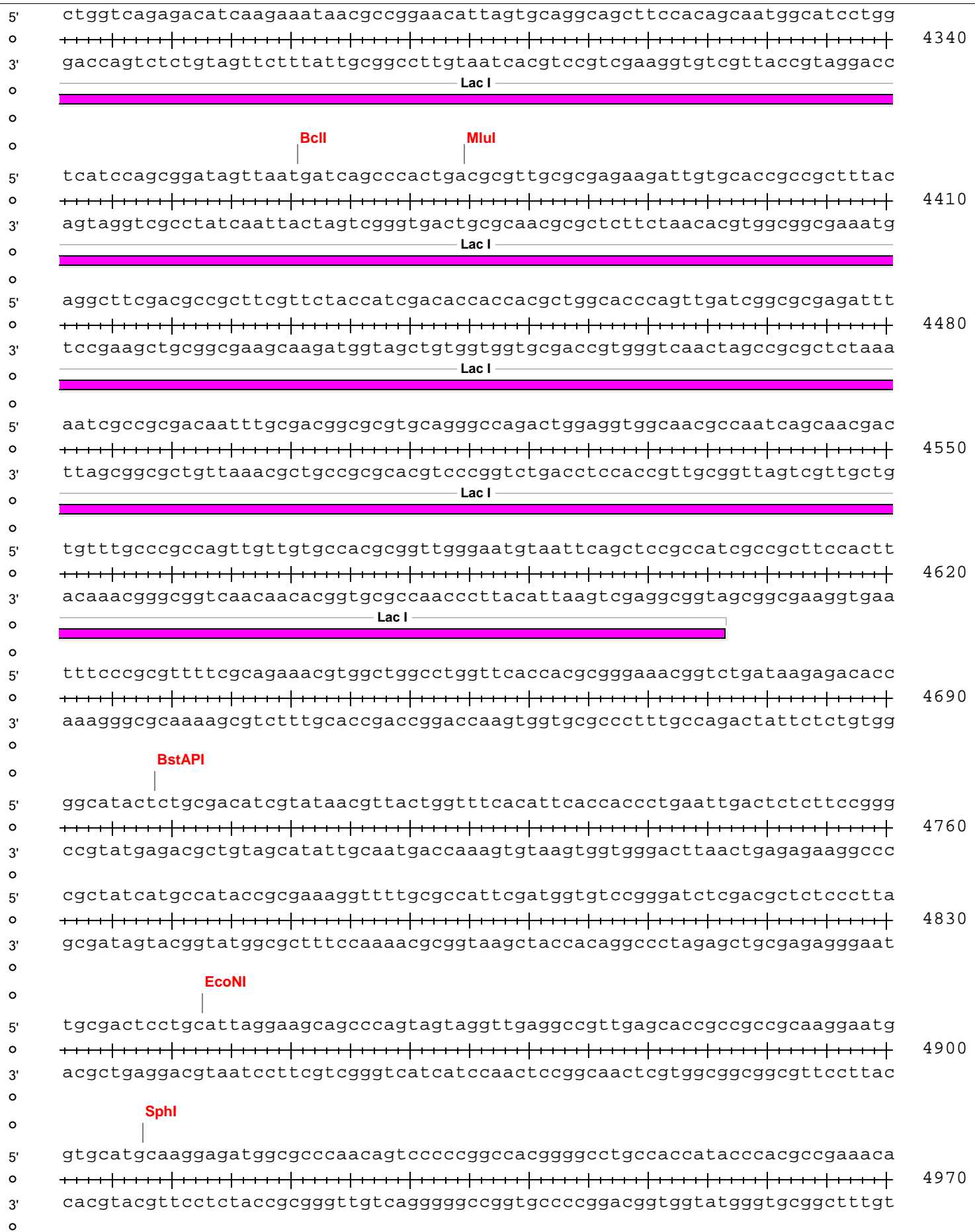
5' cgttggaaccagcatcgcagtgggaaacgatgccctcattcagcatttgcattggttgtaaaccgga  
 3' gcaaccgttggctcgtagcgtcacccttgctacgggagtaagtcgtaaacgtaccaacaactttggcct  
 Lac I  
 4060

5' catggcactccagtcgccttccggttccgctatcggctgaatttgattgcgagtgagatatttatgccag  
 3' gtaccgtgaggtcagcgggaagggaaggcgatagccgacttaaacactaacgctcactctataaatacggtc  
 Lac I  
 4130

5' ccagccagacgcagacgcgccgagacagaacttaatgggcccgcctaacagcgcgatttgctggtgacca  
 3' ggtcggctctgctctgcgcggctctgtcttgaattaccggggcattgtcgcgctaaacgaccactgggt  
 PspOMI  
 Apal  
 BstEII  
 Lac I  
 4200

5' atgcgaccagatgctccacgcccagtcgcgtaccgtcttcatgggagaaaataactggtgatgggtgt  
 3' tacgctggctctacgaggtgcccggcagcgcgcatggcagaagtaccctcttttattatgacaactaccaca  
 Lac I  
 4270

BGH37\_B01a-pET32-DEST



BGH37\_B01a-pET32-DEST


5' agcgcctcatgagcccgaagtggcgagcccgatcttccccatcggtgatgtcggcgatatagggcccagca  
 0 ++++++  
 3' tcgcgagtactcgggcttcaccgctcgggctagaaggggtagccactacagccgctatatccgcggtcgt

SgrAI

5' accgcacctgtggcgccgggtgatgccggccacgatgcgctccggcgtagaggatcgagatcgatctcgatc  
 0 ++++++  
 3' tggcgtggacaccgcggccactacggccgggtgctacgcaggccgcacatctcctagctctagctagagctag

Xbal

5' ccgcgaaattaatacgaactcactataggggaattgtgagcggataacaattcccctctagaataatttt  
 0 ++++++  
 3' ggcgctttaattatgctgagtgatatccccttaacactcgcttattgttaaggggagatctttattaaa

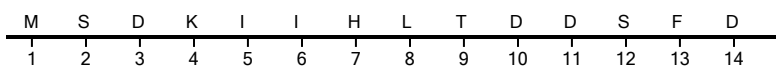


BamI

BamI'

5' gtttaactttaagaaggagatatacatatgagcgataaaattattcacctgactgacgacagttttgaca  
 0 ++++++  
 3' caaattgaaattcttccctctatatgtatactcgctattttaataagtgactgactgctgtcaaaactgt

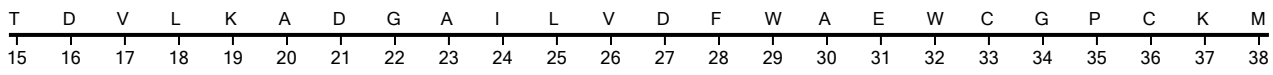
Trx Tag



RsrII

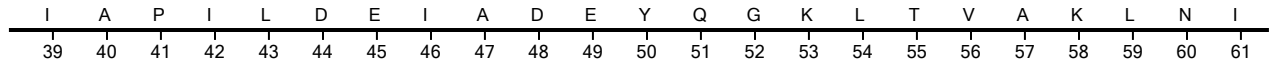
5' cggatgtactcaaagcggacggggcgatcctcgtcgatttctgggcagagtgggtgcgggtccgtgcaaaat  
 0 ++++++  
 3' gcctacatgagtttcgcctgccccgctaggagcagctaagaccctctcaccacgccaggcacgtttta

Trx Tag



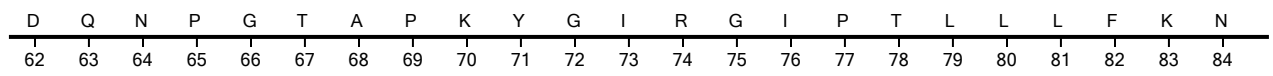
5' gatcgcctccgattctggatgaaatcgctgacgaatatcagggcaaaactgaccggttgcaaaactgaacatc  
 0 ++++++  
 3' cttagcggggctaagacctactttagcgaactgcttatagctcccgtttgactggcaacgttttgactttag

Trx Tag



5' gatcaaaaccctggcactgcgccgaaatatggcatccgtggatcccgactctgctgctgttcaaaaacg  
 0 ++++++  
 3' ctagttttgggaccgtgacgcggctttataccgtaggcaccatagggctgagacgacgacaagtttttgc

Trx Tag





BGH37\_B01a-pET32-DEST

5' gtgaagtggcggcaaccaaagtgggtgcaactgtctaaaggtcagttgaaagagttcctcgacgctaact  
 0 ++++++  
 3' cacttcaccgcccgttggtttcaccacgtgacagatttccagtcactttctcaaggagctgcgattgga  
 0  
 0  
 0

5530

Trx Tag

G E V A A T K V G A L S K G Q L K E F L D A N L  
 85 86 87 88 89 90 91 92 93 94 95 96 97 98 99 100 101 102 103 104 105 106 107 108

5' ggccggttctgggttctggccatatgcaccatcatcatcattcttctgggtctggtgccacgcggttct  
 0 ++++++  
 3' ccggccaagaccaagaccggtatacgtggtagtagtagtaagaagaccagaccacgggtgcgccaaga  
 0  
 0  
 0

5600

A G S G S G H M H H H H H S S G L V P R G S  
 109 110 111 112 113 114 115 116 117 118 119 120 121 122 123 124 125 126 127 128 129 130 131

His6-tag

Thrombin

BstBI

BglII

Acc65I

KpnI

5' ggatgaaagaaaccgctgctgctaaattcgaacgccagcacatggacagcccagatctgggtaccgacg  
 0 ++++++  
 3' ccatactttctttggcgacgacgatttaagcttgcggtcgtgtacctgtcgggtctagacctatggctgc  
 0  
 0  
 0

5670

En...e

G M K E T A A A K F E R Q H M D S P D L G T D  
 132 133 134 135 136 137 138 139 140 141 142 143 144 145 146 147 148 149 150 151 152 153 154

NcoI

5' acgacgacaaggccatggcgatATCAACAAGTTTGTACAAAAAAGCAGGCTctgaaaacttgtactttca  
 0 ++++++  
 3' tgctgctgttccggtaccgctaTAGTTGTTCAAACATGTTTTTTCGTCCGAgacttttgaacatgaaagt  
 0  
 0  
 0

5740

Enterokinase attB1 TEV site  
 BGH37\_B01a-pDONR221

D D D K A M A I S T S L Y K K A G S E N L Y F Q  
 155 156 157 158 159 160 161 162 163 164 165 166 167 168 169 170 171 172 173 174 175 176 177 178

NruI

5' aggcGGAACAGCGGTACGGATAGATTATGCAAGCGGGTTAACTGATCGCGAAAACCTCTATGTTCAAAGAA  
 0 ++++++  
 3' tccgCCTTGTGCGCCATGCCTATCTAATACGTTTCGCCAATTGACTAGCGCTTTTGAGATAACAAGTTTCTT  
 0  
 0  
 0

5810

BGH37\_B01a  
 BGH37\_B01a-pDONR221

G G T A V R I D Y A S G L T D R E N S M F K E  
 179 180 181 182 183 184 185 186 187 188 189 190 191 192 193 194 195 196 197 198 199 200 201

BGH37\_B01a-pET32-DEST

5' ATCCAGTTGTCAGGCGTTTTTGGCCGATTCAAAAACCTTTGTGGATAGCCATCCCAAATTGCCCTGGCGG  
 3' TAGGTC AACAGTCCGCAAAAACGGCTAAGTTTTTGGAAACACCTATCGGTAGGGTTTAAACGGGGACCGCC

5880

BGH37\_B01a

BGH37\_B01a-pDONR221

I Q L S G V F A D S K T F V D S H P K L P L A  
 202 203 204 205 206 207 208 209 210 211 212 213 214 215 216 217 218 219 220 221 222 223 224

AgeI

5' AAATCGCCGAGCTTTACCATGTCCGGCAACAGCAGGCGGGTTTTGACCTCGCCGCTTTTGTTCACCGGTA  
 3' TTTAGCGGCTCGAAATGGTACAGGCCGTTGTCTCGTCCGCCAAAACCTGGAGCGGC AAAACAAGTGGCCAT

5950

BGH37\_B01a

BGH37\_B01a-pDONR221

E I A E L Y H V R Q Q Q A G F D L A A F V H R Y  
 225 226 227 228 229 230 231 232 233 234 235 236 237 238 239 240 241 242 243 244 245 246 247 248

5' TTTTGAGCTGCCGCGAGCATTGCCTCCGGTTTTGTCAGCGATACCTCGCGCCCGGTGGAAAAGCATATC  
 3' AAAACTCGACGGCGGCTCGTAACGGAGGCCAAAACAGTCTGCTATGGAGCGCGGGCCACCTTTTCGTATAG

6020

BGH37\_B01a

BGH37\_B01a-pDONR221

F E L P P S I A S G F V S D T S R P V E K H I  
 249 250 251 252 253 254 255 256 257 258 259 260 261 262 263 264 265 266 267 268 269 270 271

5' GACATTCTCTGGGATGTGCTCACCCGCCAACCGGACAGGCAGGAGGCGGGAACCCTGCTGCCCTTACCTT  
 3' CTGTAAGAGACCCTACACGAGTGGGCGGTTGGCCTGTCCGTCTCCGCCCTTGGGACGACGGGAATGGAA

6090

BGH37\_B01a

BGH37\_B01a-pDONR221

D I L W D V L T R Q P D R Q E A G T L L P L P  
 272 273 274 275 276 277 278 279 280 281 282 283 284 285 286 287 288 289 290 291 292 293 294

5' ACCCCTATGTGTTCCCGGCGGCCGCTTCCGCGAAATTTACTACTGGGACAGCTATTTACCATGCTCGG  
 3' TGGGGATACAGCAAGGGCCGCGCGAAGGCGCTTTAAATGATGACCCTGTTCGATAAAGTGGTACGAGCC

6160

BGH37\_B01a

BGH37\_B01a-pDONR221

Y P Y V V P G G R F R E I Y Y W D S Y F T M L G  
 295 296 297 298 299 300 301 302 303 304 305 306 307 308 309 310 311 312 313 314 315 316 317 318

BGH37\_B01a-pET32-DEST

5' TTTGCAGGCATCGAAGCGCTGGGATCTGATGGAGGGTATGGTGAATAATTTTTCACACCTGATCGACACC  
 6230  
 3' AAACGTCCGTAGCTTCGCGACCCTAGACTACCTCCCATACTACTTATTA AAAAGTGTGGACTAGCTGTGG

BGH37\_B01a

BGH37\_B01a-pDONR221

L Q A S K R W D L M E G M V N N F S H L I D T  
 319 320 321 322 323 324 325 326 327 328 329 330 331 332 333 334 335 336 337 338 339 340 341

5' ATCGGCTTTATTCCCAACGGCAATCGCACCTATTACGAGGGCCGCTCCCAGCCGCCTTTTACGCCCTGA  
 6300  
 3' TAGCCGAAATAAGGGTTGCCGTTAGCGTGGATAATGCTCCCGGCGAGGGTTCGGCGGAAAAATGCGGGACT

BGH37\_B01a

BGH37\_B01a-pDONR221

I G F I P N G N R T Y Y E G R S Q P P F Y A L  
 342 343 344 345 346 347 348 349 350 351 352 353 354 355 356 357 358 359 360 361 362 363 364

5' TGGTGGAGTTGCTGGCCAATAAACAGGGTGAGTCCGTGCTGCTCGCGCATTGCGCATTGCGCAGGGA  
 6370  
 3' ACCACCTCAACGACCGTTATTTGTCCCCTCAGCCACGACGAGCGCGTAAACGGCGTAAACGCGTCCCT

BGH37\_B01a

BGH37\_B01a-pDONR221

M V E L L A N K Q G E S V L L A H L P H L R R E  
 365 366 367 368 369 370 371 372 373 374 375 376 377 378 379 380 381 382 383 384 385 386 387 388

5' ATATGAATTCTGGATGGAGGGCGCCGCTAAACTTTTCGCCGCTGCACCCGCGCATCGCCGTGTGGTGCTG  
 6440  
 3' TATACTTAAGACCTACCTCCCGCGGCGATTTGAAAGCGGGCGACGTGGGCGCGTAGCGGCACACCACGAC

BGH37\_B01a

BGH37\_B01a-pDONR221

Y E F W M E G A A K L S P A A P A H R R V V L  
 389 390 391 392 393 394 395 396 397 398 399 400 401 402 403 404 405 406 407 408 409 410 411

5' CTGCCGGATGGCAGCATACTCAATCGCTACTGGGATGATATAGCCGCGCCGCGCCCGGAATCCTTCCGCG  
 6510  
 3' GACGGCCTACCGTCGTATGAGTTAGCGATGACCCTACTATATCGGCGCGGCGCGGGCCTTAGGAAGGCGC

BGH37\_B01a

BGH37\_B01a-pDONR221

L P D G S I L N R Y W D D I A A P R P E S F R  
 412 413 414 415 416 417 418 419 420 421 422 423 424 425 426 427 428 429 430 431 432 433 434

BGH37\_B01a-pET32-DEST

5' AAGACTACGAACTGGCGGAAGCCATCGGCGGCAACAAGCGCGAGCTGTACCGCCATATTCGCGCGGGCGGC  
 0 ++++++  
 3' TTCTGATGCTTGACCGCCTTCGGTAGCCGCCGTTGTTTCGCGCTCGACATGGCGGTATAAGCGCGCCGCCG

6580

BGH37\_B01a

BGH37\_B01a-pDONR221

E D Y E L A E A I G G N K R E L Y R H I R A A A  
 435 436 437 438 439 440 441 442 443 444 445 446 447 448 449 450 451 452 453 454 455 456 457 458

5' AGAATCCGGCTGGGACTTCAGCAGCCGCTGGTTCAAAGATGGCAATGGCATGGCCAGCATCCACACCACC  
 0 ++++++  
 3' TCTTAGGCCGACCCCTGAAGTCGTCGGCGACCAAGTTTCTACCGTTACCGTACCGGTCGTAGGTGTGGTGG

6650

BGH37\_B01a

BGH37\_B01a-pDONR221

E S G W D F S S R W F K D G N G M A S I H T T  
 459 460 461 462 463 464 465 466 467 468 469 470 471 472 473 474 475 476 477 478 479 480 481

5' GATATTATCCCGGTGGATTTGAATGCGCTGGTCTTTAACCTGGAGCGGATGCTGGCCCATATTTATGGCT  
 0 ++++++  
 3' CTATAATAGGGCCACCTAAACTTACGCGACCAGAAATGGACCTCGCCTACGACCGGGTATAAATACCGA

6720

BGH37\_B01a

BGH37\_B01a-pDONR221

D I I P V D L N A L V F N L E R M L A H I Y G  
 482 483 484 485 486 487 488 489 490 491 492 493 494 495 496 497 498 499 500 501 502 503 504

MfeI

5' TGCAGGGCGACCAGGATCAGGCCACGCATTACTACCAATTGGCGGAGCAGCGCAAACAGGCGTTGCTGCG  
 0 ++++++  
 3' ACGTCCCCTGGTTCCTAGTCCGGTGCCTAATGATGGTTAACCGCCTCGTTCGCGTTCGTCGCAACGACGC

6790

BGH37\_B01a

BGH37\_B01a-pDONR221

L Q G D Q D Q A T H Y Y Q L A E Q R K Q A L L R  
 505 506 507 508 509 510 511 512 513 514 515 516 517 518 519 520 521 522 523 524 525 526 527 528

5' CTACTGTTGGAATGCGCAGCAGGGATTTTCCACGATTACGATTATGTCGCCGACAACAGACGCCGGTC  
 0 ++++++  
 3' GATGACAACCTTACGCGTCGTCCTAAAAAGGTGCTAATGCTAATACAGCGGCGTGTGTCTGCGGCCAG

6860

BGH37\_B01a

BGH37\_B01a-pDONR221

Y C W N A Q Q G F F H D Y D Y V A A Q Q T P V  
 529 530 531 532 533 534 535 536 537 538 539 540 541 542 543 544 545 546 547 548 549 550 551



