


BGH13_B05a2-pET32-DEST



BGH13_B05a2-pET32-DEST

5' cgccacgcttcccgaaggggagaagggcggacaggtatccggtaagcggcagggctcggaacaggagagcgc
 2100
 3' gcggtgcaagggcttccctctttccgcctgtccataggccattcgccgtcccagccttgtcctctcgcg
 Ori

5' acgagggagcttccaggggaaacgcctggtatctttatagtcctgtcgggttcgccacctctgacttg
 2170
 3' tgctccctcgaaggtccccctttgcgaccatagaaatatcaggacagccaaagcgggtggagactgaac
 Ori

5' agcgtcgatTTTTgtgatgctcgtcagggggcggagcctatggaaaaacgccagcaacgcggcctttt
 2240
 3' tcgcagctaaaaaactacgagcagtcccccgcctcggatacctttttgcggtcgttgcgccggaaaaa
 Ori

5' acggttctctggccttttgctggccttttgctcacatgttctttcctgcttatcccctgattctgtggat
 2310
 3' tgccaaggaccggaaaacgaccggaaaacgagtgtacaagaaaggacgcaataggggactaagacaccta
 PciI

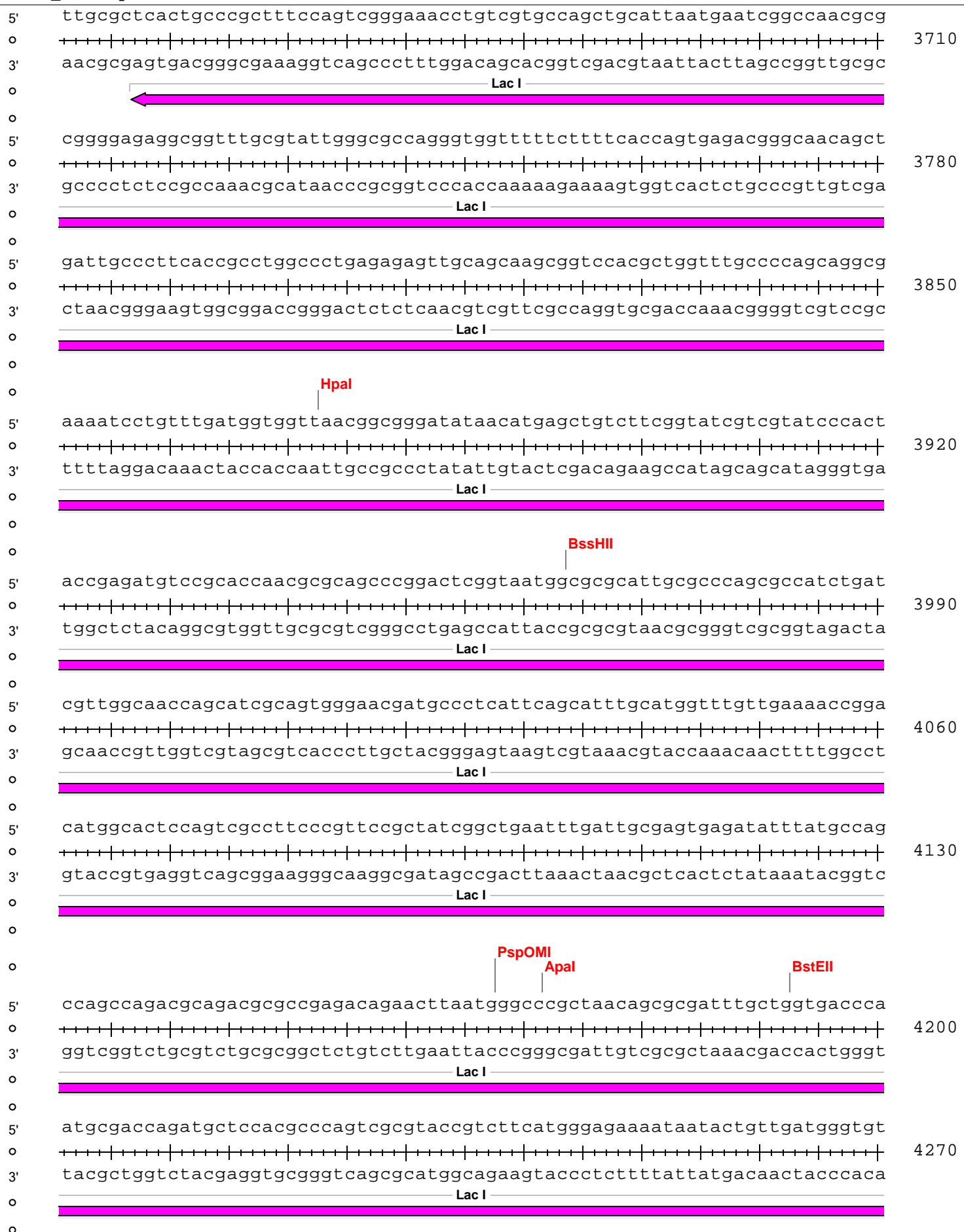
5' aaccgtattaccgctttgagtgagctgataccgctcgccgcagccgaacgaccgagcgcagcagtcag
 2380
 3' ttggcataatggcggaaactcactcgactatggcgagcggcgtcggcttgctggctcgcgctcgtcagtc
 SapI

5' tgagcgaggaagcgaagagcgctgatgcggtatTTTctccttacgcatctgtgcggtatttcacaccg
 2450
 3' actcgtccttcgccttctcgcggactacgccataaaagaggaatgcgtagacacgccataaagtgtggc
 BstZ17I

5' catatatggtgcactctcagtacaatctgctctgatgccgcatagttaagccagtatacactccgctatc
 2520
 3' gtatataccacgtgagagtcatttagacgagactacggcgtatcaattcggtcatatgtgagggcagatag
 Tth111I

5' gctacgtgactgggtcatggctgcgccccgacaccgccaacaccgctgacgcgccctgacgggcttgt
 2590
 3' cgatgcactgaccagtagccgacgcggggctgtggggcggttgtgggcgactgcgcgggactgccgaaca
 2660
 3' gacgagggccgtaggcgaatgtctgttcgacactggcagaggccctcgacgtacacagtcctcaaaagtg
 2730
 3' gcagtagtggtcttgccgcctccgctcgacgccatttcgagtagtcgcaccagcacttcgctaagtgtcta
 2800
 3' gtctgctgttcatccgcgtccagctcgttgagtttctccagaagcgttaatgtctggcttctgataaag
 3' cagacggacaagtaggcgcaggtcgagcaactcaaagaggtcttcgcaattacagaccgaagactatttc

BGH13_B05a2-pET32-DEST



BGH13_B05a2-pET32-DEST

5' gtgaagtggcggcaaccaaagtgggtgcaactgtctaaaggtcagttgaaagagttcctcgacgctaact
 0 ++++++
 3' cacttcaccgcccgttggtttcaccacgtgacagatttccagtcaactttctcaaggagctgcgattgga
 0
 0
 0

5530

Trx Tag

G E V A A T K V G A L S K G Q L K E F L D A N L
 85 86 87 88 89 90 91 92 93 94 95 96 97 98 99 100 101 102 103 104 105 106 107 108

5' ggccggttctgggttctggccatatgcaccatcatcatcattcttctgggtctgggtgccacgcggttct
 0 ++++++
 3' ccggccaagaccaagaccggtatacgtggtagtagtagtaagaagaccagaccacgggtgcgccaaga
 0
 0
 0

5600

-T...g
 A G S G S G H M H H H H H S S G L V P R G S
 109 110 111 112 113 114 115 116 117 118 119 120 121 122 123 124 125 126 127 128 129 130 131

His6-tag

Thrombin

BstBI

BgIII

Acc65I

KpnI

5' ggatgaaagaaaccgctgctgctaaattcgaacgccagcacatggacagcccagatctgggtaccgacg
 0 ++++++
 3' ccatactttctttggcgacgacgatttaagcttgcggtcgtgtacctgtcgggtctagacctatggctgc
 0
 0
 0

5670

En...e

G M K E T A A A K F E R Q H M D S P D L G T D
 132 133 134 135 136 137 138 139 140 141 142 143 144 145 146 147 148 149 150 151 152 153 154

NcoI

5' acgacgacaaggccatggcgatATCAACAAGTTTGTACAAAAAAGCAGGCTctgaaaacttgtactttca
 0 ++++++
 3' tgctgctgttccggtaccgctaTAGTTGTTCAAACATGTTTTTTCGTCCGAgacttttgaacatgaaagt
 0
 0
 0

5740

Enterokinase

attB1

BGH13_B05a2-pDONR221

D D D K A M A I S T S L Y K K A G S E N L Y F Q
 155 156 157 158 159 160 161 162 163 164 165 166 167 168 169 170 171 172 173 174 175 176 177 178

5' aggcGTGCAGGACGAGCAGACCAAGATATTCAGCGCACAAAGTCTGGGCACCGAAAAGCCATATAAATTC
 0 ++++++
 3' tccgCACGTCTCTGCTCTGGTTCTATAAGTCGCGTGTTCAGACCCGTGGCCTTTTCGGTATATTTAAG
 0
 0
 0

5810

BGH13_B05a2-pDONR221

G V Q D E Q T K I F S A Q V W A P E K P Y K F
 179 180 181 182 183 184 185 186 187 188 189 190 191 192 193 194 195 196 197 198 199 200 201

AjuI

5' AAGAAAAGACATTTAAGCCTACTACGAATCCTTTGTTGATCTATGAATGTCATATTGGAATGGCACAAC
 0 ++++++
 3' TTCTTTTCTGTAAATTCGGATGATGCTTAGGAAACAAC TAGATACTTACAGTATAACCTTACCGTGTG
 0
 0
 0

5880

BGH13_B05a2-pDONR221

K K K T F K P T T N P L L I Y E C H I G M A Q
 202 203 204 205 206 207 208 209 210 211 212 213 214 215 216 217 218 219 220 221 222 223 224

BGH13_B05a2-pET32-DEST

AjuI'

5' AGGAGGAAAAAGTAGGCACATACAATGAATTCCGCGAAAAAACACTTCCACGCATAGCACAGGAAGGCTA
 3' TCCTCCTTTTTCATCCGTGTATGTTACTTAAGGCGCTTTTTTGTGAAGGTGCGTATCGTGTCTTCCGAT

5950

BGH13_B05a2-pDONR221

Q E E K V G T Y N E F R E K T L P R I A Q E G Y
 225 226 227 228 229 230 231 232 233 234 235 236 237 238 239 240 241 242 243 244 245 246 247 248

5' TAACTGTATTTCAGATTATGGCCATTTCAGGAGCATCCTTATTATGGTAGTTTTGGCTATCATGTATCCAGT
 3' ATTGACATAAGTCTAATAACCGGTAAGTCTCGTAGGAATAATACCATCAAACCGATAGTACATAGGTCA

6020

BGH13_B05a2-pDONR221

N C I Q I M A I Q E H P Y Y G S F G Y H V S S
 249 250 251 252 253 254 255 256 257 258 259 260 261 262 263 264 265 266 267 268 269 270 271

5' TTCTTTGCTGCTTCCTCCCGCTTTGGTACGCCTGACGAACTGAAAGCGCTGATTGATGCTGCTCATGAGA
 3' AAGAAACGACGAAGGAGGGCGAAACCATGCGGACTGCTTGACTTTCGCGACTAACTACGACGAGTACTCT

6090

BGH13_B05a2-pDONR221

F F A A S S R F G T P D E L K A L I D A A H E
 272 273 274 275 276 277 278 279 280 281 282 283 284 285 286 287 288 289 290 291 292 293 294

5' TGGGGATTGCCGTTATTATGGATATTGTCCATTCTCATGCGGTGAAAAACGAAGTGAAGGTTTGGGCAA
 3' ACCCCTAACGGCAATAATACCTATAACAGGTAAGAGTACGCCACTTTTTGCTTCACCTTCCAAACCCGTT

6160

BGH13_B05a2-pDONR221

M G I A V I M D I V H S H A V K N E V E G L G N
 295 296 297 298 299 300 301 302 303 304 305 306 307 308 309 310 311 312 313 314 315 316 317 318

BseRI

5' CTTTGCCGGTGATCCGAACCAGTATTTCTATCCGGCTCCTCGTGTGAGCATCCGGCATGGGATTCACTA
 3' GAAACGGCCACTAGGCTTGGTCATAAAGATAGGCCGAGGAGCAGCACTCGTAGGCCGTACCCTAAGTGAT

6230

BGH13_B05a2-pDONR221

F A G D P N Q Y F Y P A P R R E H P A W D S L
 319 320 321 322 323 324 325 326 327 328 329 330 331 332 333 334 335 336 337 338 339 340 341

5' TGCTTTGATTATGGTAAAAATGAAGTGATCCATTTCTTATTGTCCAACCTGTAAATACTGGCTGGAAGAAT
 3' ACGAACTAATAACCATTTTTACTTCACTAGGTAAGAATAACAGGTTGACATTTATGACCGACCTTCTTA

6300

BGH13_B05a2-pDONR221

C F D Y G K N E V I H F L L S N C K Y W L E E
 342 343 344 345 346 347 348 349 350 351 352 353 354 355 356 357 358 359 360 361 362 363 364

Zral
 AatII
BsmI

5' ATAAGTTTGACGGATTCCGTTTTGACGGTGTGACGTCTATGTTGTATTATAGCCACGGGTTGGGAGAAGC
 6370
 3' TATTCAAACCTGCCTAAGGCAAACTGCCACACTGCAGATACAACATAATATCGGTGCCCAACCCTCTTCG

————— BGH13_B05a2-pDONR221 —————

Y K F D G F R F D G V T S M L Y Y S H G L G E A
 365 366 367 368 369 370 371 372 373 374 375 376 377 378 379 380 381 382 383 384 385 386 387 388

5' ATTCTGTAATTATGGAGATTACTTCAATGGTCATCAGGACGGCAATGCCATTTGCTACCTGACATTGGCG
 6440
 3' TAAGACATTAATACCTCTAATGAAGTTACCAGTAGTCTGCGTTACGGTAAACGATGGACTGTAACCGC

————— BGH13_B05a2-pDONR221 —————

F C N Y G D Y F N G H Q D G N A I C Y L T L A
 389 390 391 392 393 394 395 396 397 398 399 400 401 402 403 404 405 406 407 408 409 410 411

5' AATGAGTTGATTCATCAGGTCAATCCGAAGGCTATCTCTATTGCTGAAGAAGTTTCCGGTATGCCGGGAC
 6510
 3' TTACTCAACTAAGTAGTCCAGTTAGGCTTCCGATAGAGATAACGACTTCTTCAAAGGCCATACGGCCCTG

————— BGH13_B05a2-pDONR221 —————

N E L I H Q V N P K A I S I A E E V S G M P G
 412 413 414 415 416 417 418 419 420 421 422 423 424 425 426 427 428 429 430 431 432 433 434

5' TTGCCGCCAAAGTAGAAGATGGCGGTTACGGATTTGATTACCGTATGGCTATGAACATCCCTGATTACTG
 6580
 3' AACGGCGGTTTCATCTTCTACCGCCAATGCCTAAACTAATGGCATAACCGATACTTGTAGGGACTAATGAC

————— BGH13_B05a2-pDONR221 —————

L A A K V E D G G Y G F D Y R M A M N I P D Y W
 435 436 437 438 439 440 441 442 443 444 445 446 447 448 449 450 451 452 453 454 455 456 457 458

5' GATCAAGACTATCAAGGAAAAGATTGATGAGGACTGGAAACCTTCCAGTATGTTCTGGGAAGTAACCAAC
 6650
 3' CTAGTTCTGATAGTTTCTTTTCTAACTACTCCTGACCTTGGAAAGGTCATAACAAGACCCTTCATTGGTTG

————— BGH13_B05a2-pDONR221 —————

I K T I K E K I D E D W K P S S M F W E V T N
 459 460 461 462 463 464 465 466 467 468 469 470 471 472 473 474 475 476 477 478 479 480 481

5' CGTCGTCAGGATGAAAAGACGATCTCTTATGCGGAAAGTCATGATCAGGCATTGGTAGGAGACAAGACTA
 6720
 3' GCAGCAGTCCACTTTTCTGCTAGAGAATACGCCTTTCAGTACTAGTCCGTAACCATCCTCTGTTCTGAT

————— BGH13_B05a2-pDONR221 —————

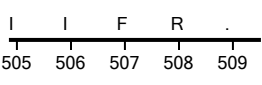
R R Q D E K T I S Y A E S H D Q A L V G D K T
 482 483 484 485 486 487 488 489 490 491 492 493 494 495 496 497 498 499 500 501 502 503 504

0
5' TTATTTTCCGTTAGGACCCAGCTTTCTTGTACAAAGTGGTTGATatcggatccgaattcgagctccgtcg 6790
0
3' AATAAAAGGCAATCCTGGGTCGAAAGAACATGTTTCACCAACTAtagcctaggcttaagctcgagggcagc

BamHI
EcoICRI
SacI
Sall



————— **BGH13_B05a2-pDONR221** —————



0
5' acaagcttgcggccgcactcgcagcaccaccaccaccactgagatccggctgctaacaaagcccgaaa 6860
0
3' tgttcgaacgccggcgtgagctcgtggtggtggtggtggtgactctaggccgacgattgtttcgggcttt

HindIII
NotI
EagI
PspXI
XhoI
AvaI
BmeT110I

BlnI

0
5' ggaagctgagttggctgctgccaccgctgagcaataactagcataacccttggggcctctaaacgggtc 6930
0
3' ccttcgactcaaccgacgacggtggcgactcgttattgatcgtattggggaaccccggagatttgcccag



0
5' ttgaggggttttttgctgaaaggaggaactatatccggat 6970
0
3' aactccccaaaaaacgactttcctccttgatataggccta

